

Item number: CAA-30810262I

| Item | Qty | PART NUMBER | Description | STOCK NUMBER | Material | Length |
|------|-----|------------------|-------------------|--------------|-------------------|----------|
| 1 | 1 | AIA-30026000I-01 | Base bracket | XPLAT30x3 | DC01 C390 | 137.5 mm |
| 2 | 1 | AIA-30026000I-02 | Clamp part | XPLAT30x3 | DC01 C390 | 232 mm |
| 3 | 1 | AIA-30026000I-03 | Rubber bracket | XRUBBER | EPDM Shore 65°±5° | 46 mm |
| 4 | 1 | AIA-30026000I-04 | Rubber clamp part | XRUBBER | EPDM Shore 65°±5° | 140 mm |

NOTICE TO PERSONS RECEIVING THIS DRAWING AND/OR TECHNICAL INFORMATION:
MPC Clamps Inc. claims proprietary rights to the material disclosed herein. This drawing and/or technical information is issued in confidence for engineering information only and may not be reproduced or used to manufacture anything shown or referred to herein without direct written permission from MPC Clamps Inc. to the user. This drawing and/or technical information is the property of MPC Clamps Inc. and is loaned for mutual assistance to be returned when its purpose has been served.
THIS DRAWING AND/OR TECHNICAL INFORMATION IS THE PROPERTY OF MPC Clamps Inc.
DO NOT SCALE FROM DRAWING.

© 2017 MPC Clamps Inc, developed and designed by MPC Clamps Inc.

General Tolerances: according to: ISO 2768-vL

SURFACE TREATMENT AND OR PROTECTION:
Zinc plated
DIN 50961: Fe/Zn 8-12µm

Material: AIA-30026000I-00 Mass: 0,280 kg

Filename: AIA-30026000I-00.dwg Sheet: 1 / 6

Third angle projection:

Part number:
AIA-30026000I-00

Description:
MPC Bracket Ø2.62in

Revision:
A

Format:
A3

Drawn by: C.P. Dijkstra Creation date: 13/02/2018

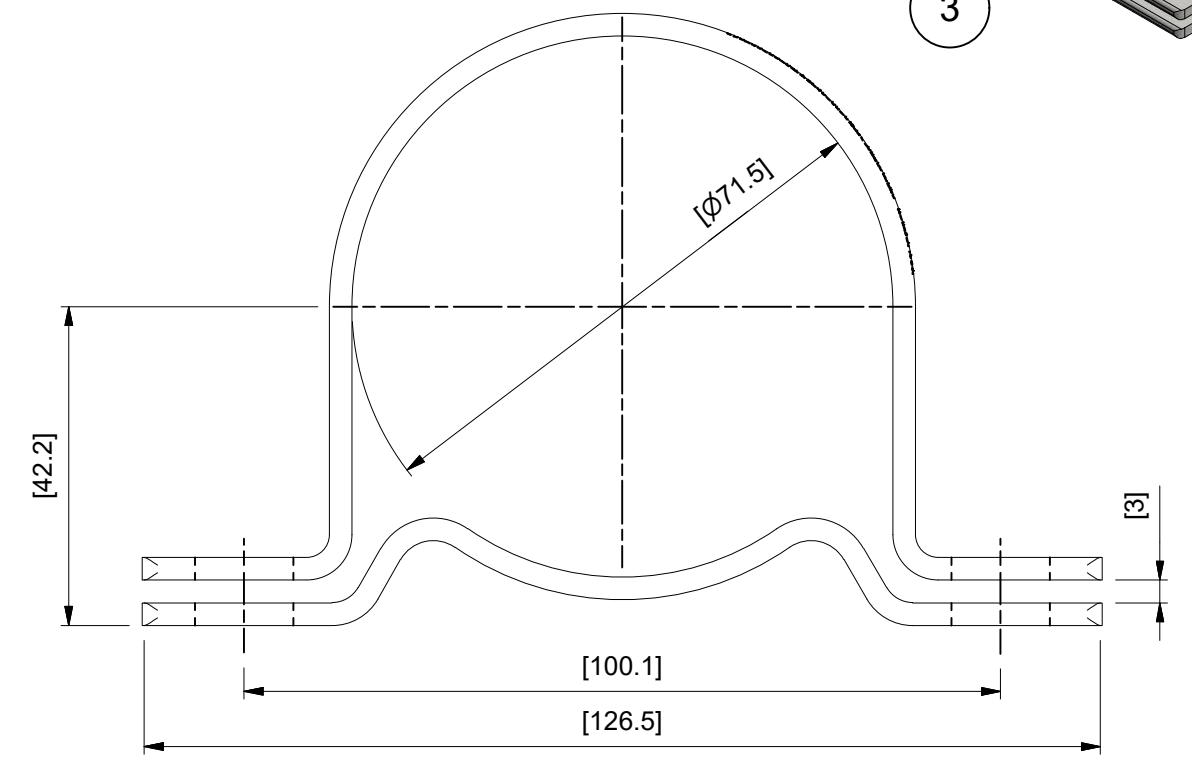
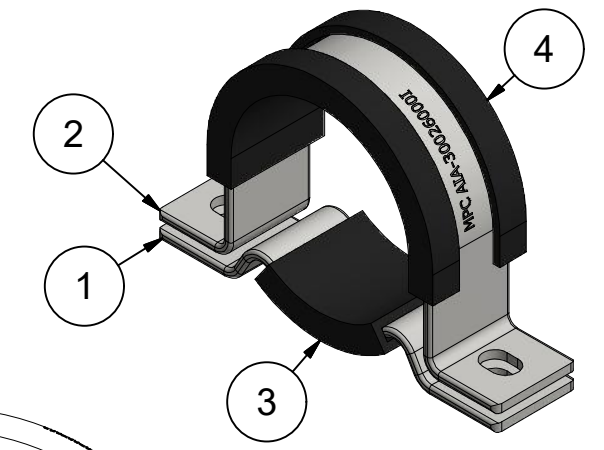
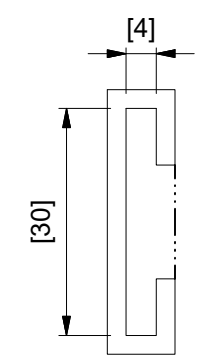
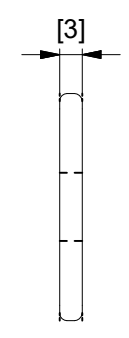
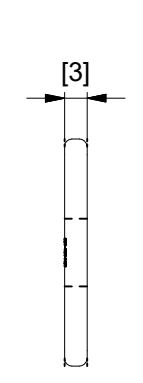
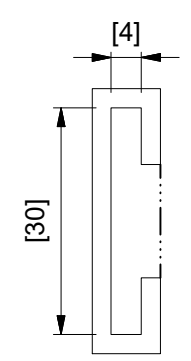
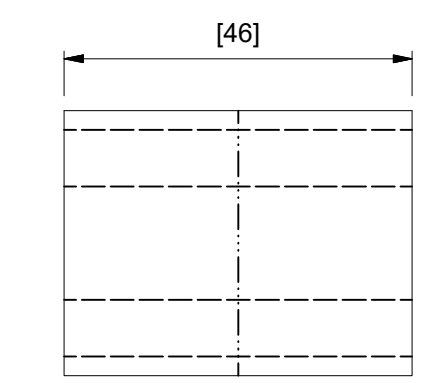
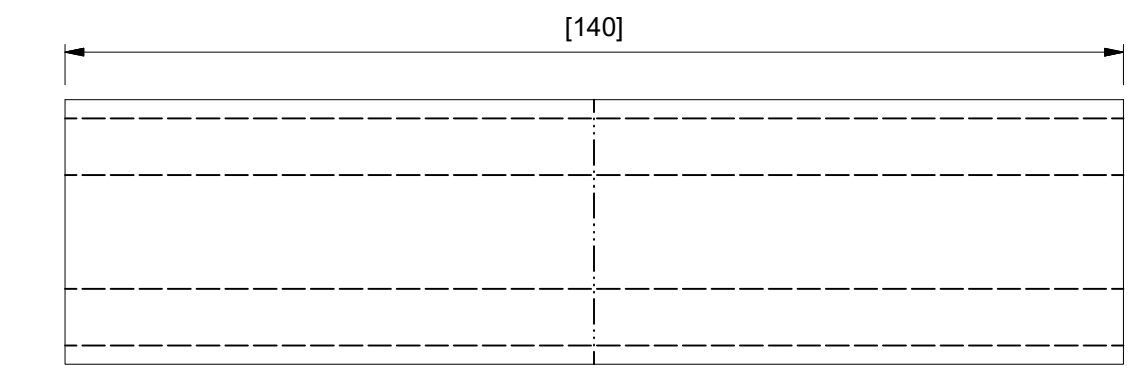
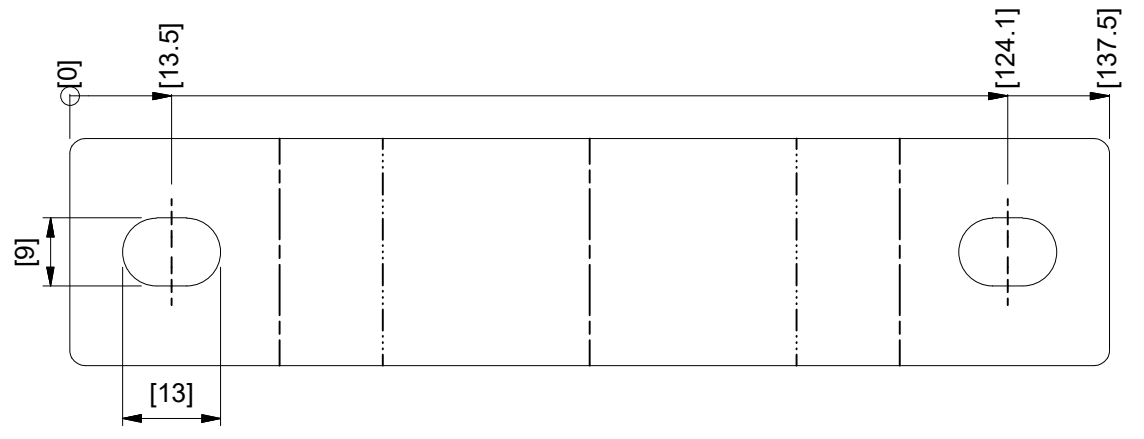
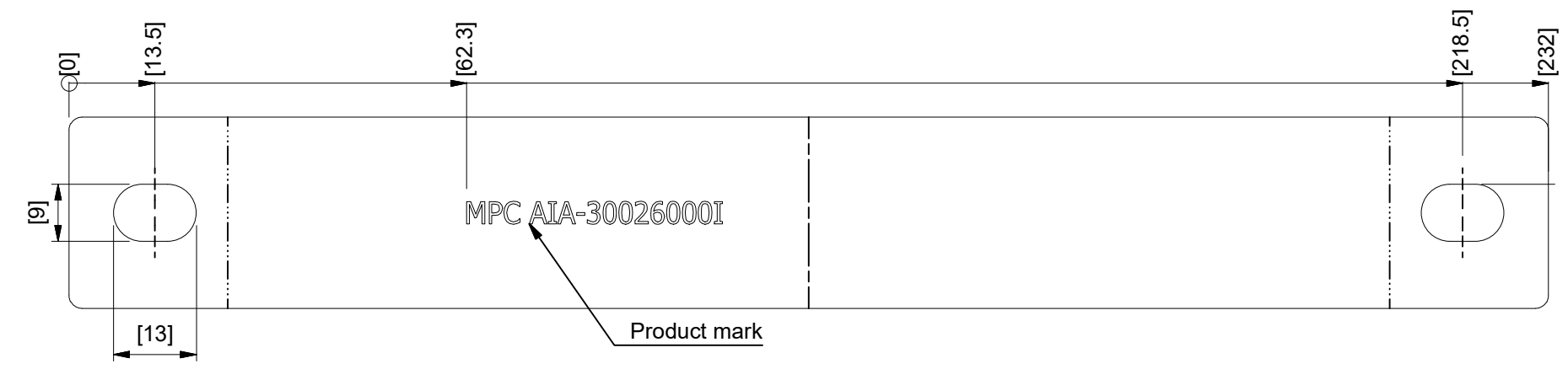
Checked by: M. Wiersma Checked date: 14/02/2018

Scale: 1 : 1 Units: Inch [mm]

Status: Released

MPC Clamps, Inc. - 3130 North Fry Road (Suite 500) - Katy, TX 77449 - United States - www.mpc-clamps.com

| Rev. | Date | Description | DESIGNER |
|------------------|------------|---|---------------|
| A | 12/04/2018 | Changed drawing according to production | C.P. Dijkstra |
| Revision history | | | |



Product mark: MPC AIA-30026000I
 Item number: CAA-30810262I

| Item | Qty | PART NUMBER | Description | STOCK NUMBER | Material | Length |
|------|-----|------------------|-------------------|--------------|-------------------|----------|
| 1 | 1 | AIA-30026000I-01 | Base bracket | XPLAT30x3 | DC01 C390 | 137.5 mm |
| 2 | 1 | AIA-30026000I-02 | Clamp part | XPLAT30x3 | DC01 C390 | 232 mm |
| 3 | 1 | AIA-30026000I-03 | Rubber bracket | XRUBBER | EPDM Shore 65°±5° | 46 mm |
| 4 | 1 | AIA-30026000I-04 | Rubber clamp part | XRUBBER | EPDM Shore 65°±5° | 140 mm |



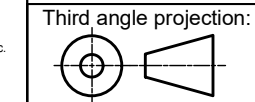
© 2017 MPC Clamps Inc, developed and designed by MPC Clamps Inc.

General Tolerances: according to: ISO 2768-vL

SURFACE TREATMENT AND OR PROTECTION:
 Zinc plated
 DIN 50961: Fe/Zn 8-12µm

NOTICE TO PERSONS RECEIVING THIS DRAWING AND/OR TECHNICAL INFORMATION:
 MPC Clamps Inc claims proprietary rights to the material disclosed herein. This drawing and/or technical information is issued in confidence for engineering information only and may not be reproduced or used to manufacture anything shown or referred to herein without direct written permission from MPC Clamps Inc to the user. This drawing and/or technical information is the property of MPC Clamps Inc. and is loaned for mutual assistance to be returned when its purpose has been served.
 THIS DRAWING AND/OR TECHNICAL INFORMATION IS THE PROPERTY OF MPC Clamps Inc.
 DO NOT SCALE FROM DRAWING.

Material: AIA-30026000I-00 Mass: 0,280 kg
 Filename: AIA-30026000I-00.dwg Sheet: 2 / 6

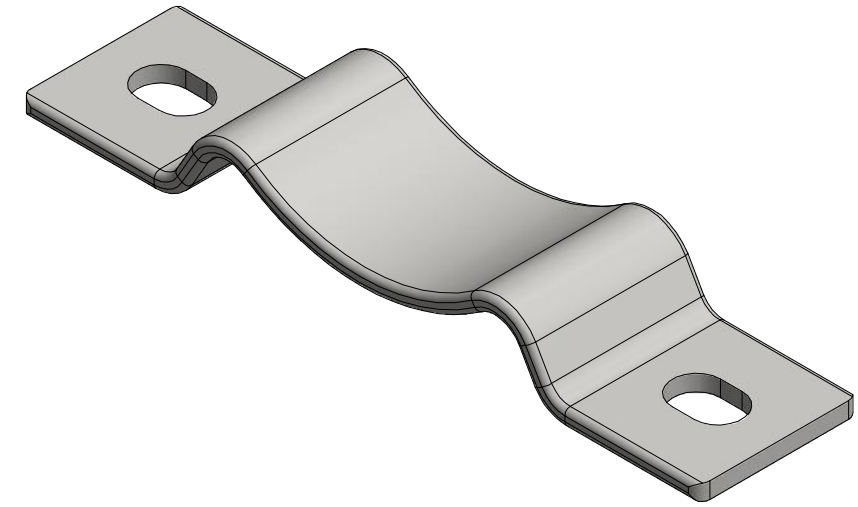
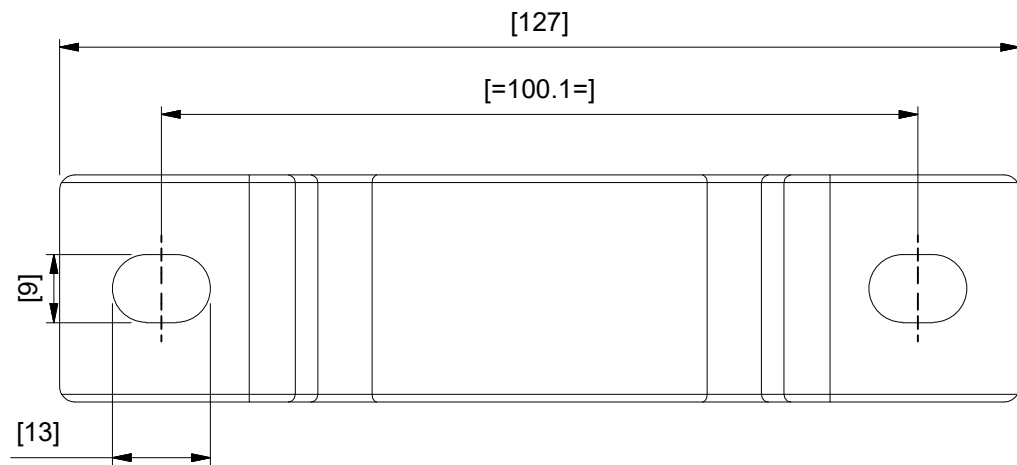
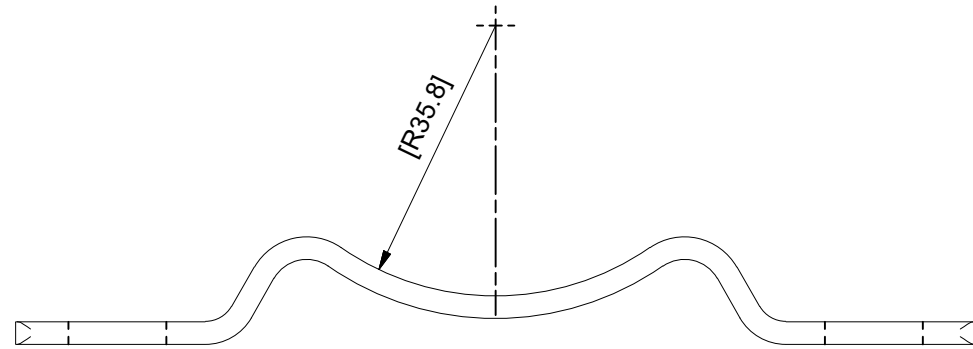
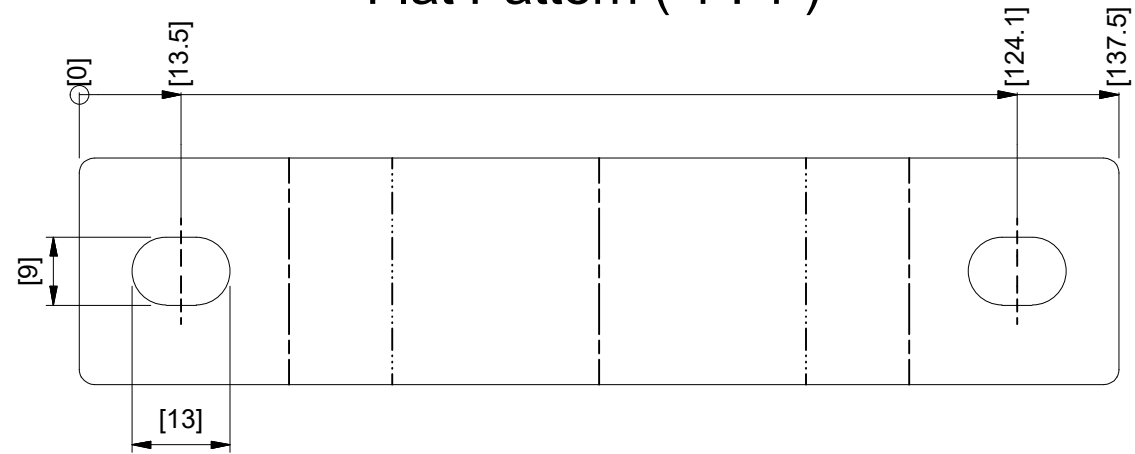



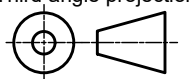
Part number:
AIA-30026000I-00

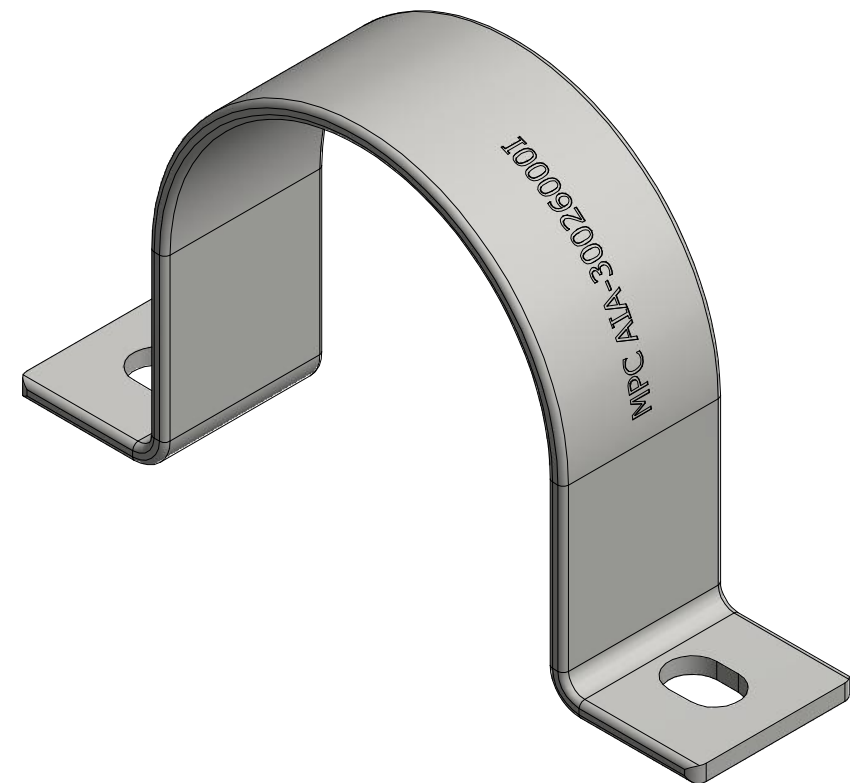
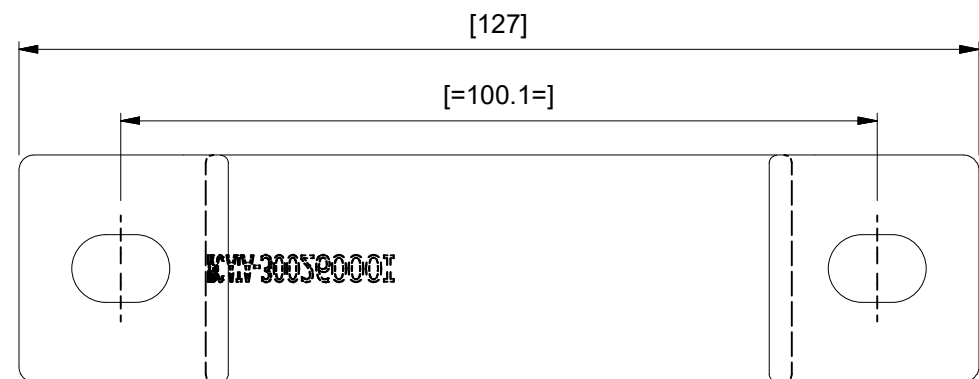
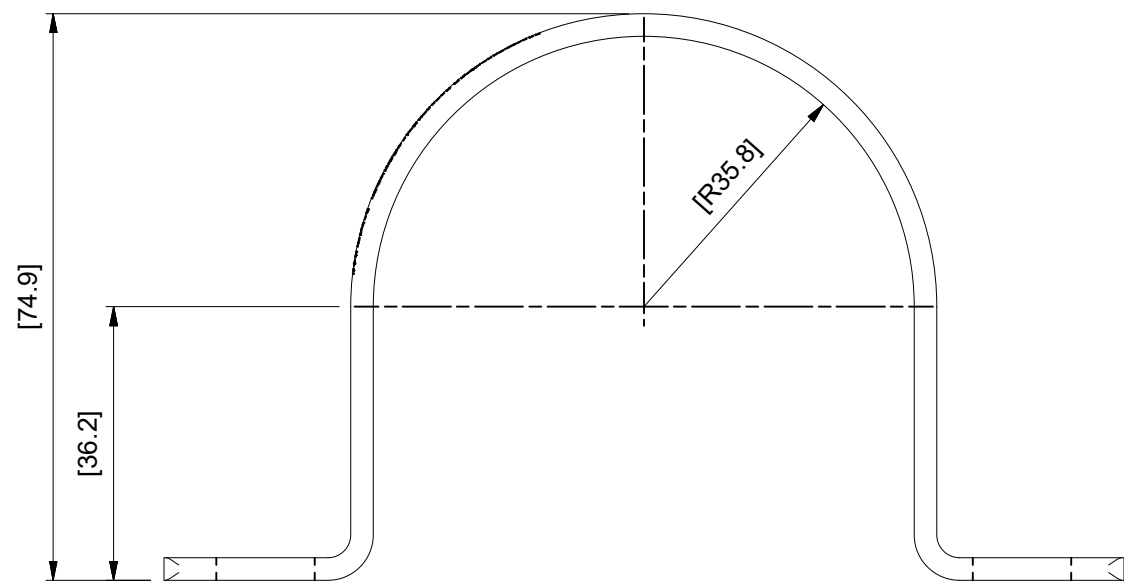
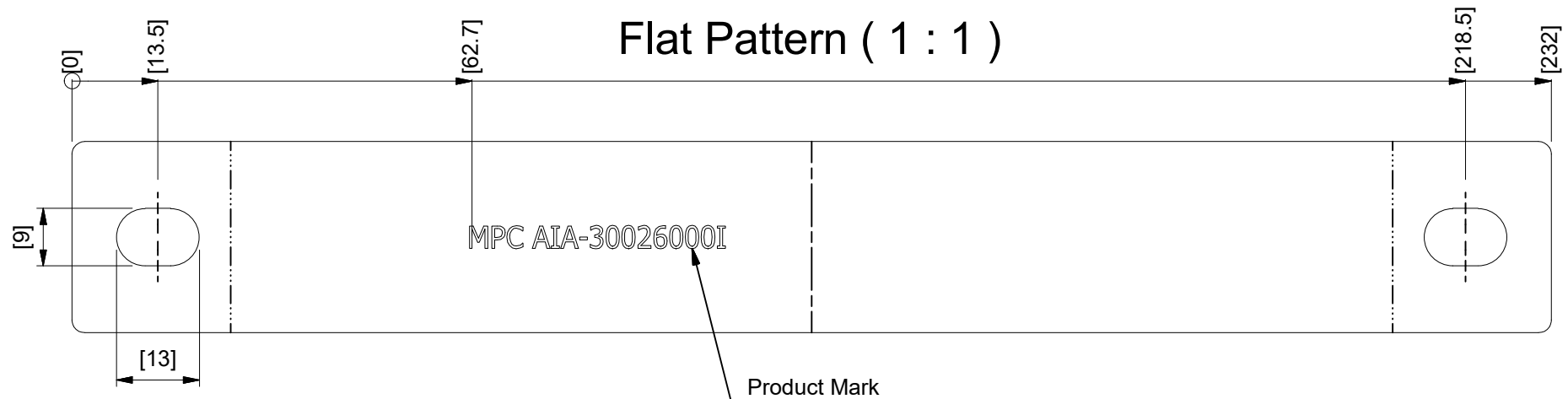
Drawn by: C.P. Dijkstra Creation date: 13/02/2018
 Checked by: M. Wiersma Checked date: 14/02/2018
 Scale: 1 : 1 Units: Inch [mm]
 Status: Released

Description:
 MPC Bracket Ø2.62in
 Revision:
A
 Format:
A3


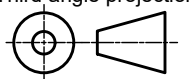
Flat Pattern (1 : 1)

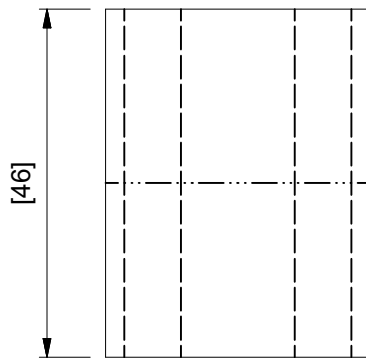
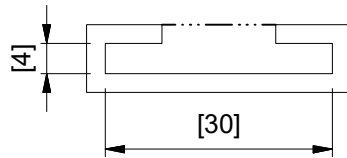


| | | | |
|---|-------------------------------------|---|-----------------------|
|  | | © 2017 MPC Clamps Inc, developed and designed by MPC Clamps Inc. | |
| | | General Tolerances: according to: ISO 2768-vL SURFACE TREATMENT AND OR PROTECTION: Zinc plated DIN 50961: Fe/Zn 8-12µm | |
| <small>NOTICE TO PERSONS RECEIVING THIS DRAWING AND/OR TECHNICAL INFORMATION: MPC Clamps Inc claims proprietary rights to the material disclosed herein. This drawing and/or technical information is issued in confidence for engineering information only and may not be reproduced or used to manufacture anything shown or referred to hereon without direct written permission from MPC Clamps Inc to the user. This drawing and/or technical information is the property of MPC Clamps Inc. and is loaned for mutual assistance to be returned when its purpose has been served. THIS DRAWING AND/OR TECHNICAL INFORMATION IS THE PROPERTY OF MPC Clamps Inc. DO NOT SCALE FROM DRAWING.</small> | | Material: DC01 C390, XPLAT30x3 | Mass: 0,094 kg |
| | | Filename: AIA-300260001-00.dwg | Sheet: 3 / 6 |
| | | Third angle projection:  | |
| Drawn by: C.P. Dijkstra | Creation date: 13/02/2018 | Part number: AIA-300260001-01 | |
| Checked by: M. Wiersma | Checked date: 14/02/2018 | | |
| Scale: 1 : 1 | Units: Inch [mm] | | |
| Status: Released | Description: Base bracket | | Revision: A |
| | | Format: A3 | |
| MPC Clamps, Inc. - 3130 North Fry Road (Suite 500) - Katy, TX 77449 - United States - www.mpc-clamps.com | | | |



Product mark: MPC AIA-30026000I

| | | | |
|---|--|---|--|
|  | | © 2017 MPC Clamps Inc, developed and designed by MPC Clamps Inc. | |
| | | General Tolerances: according to: ISO 2768-vL | |
| <small>NOTICE TO PERSONS RECEIVING THIS DRAWING AND/OR TECHNICAL INFORMATION: MPC Clamps Inc claims proprietary rights to the material disclosed herein. This drawing and/or technical information is issued in confidence for engineering information only and may not be reproduced or used to manufacture anything shown or referred to hereon without direct written permission from MPC Clamps Inc to the user. This drawing and/or technical information is the property of MPC Clamps Inc. and is loaned for mutual assistance to be returned when its purpose has been served. THIS DRAWING AND/OR TECHNICAL INFORMATION IS THE PROPERTY OF MPC Clamps Inc. DO NOT SCALE FROM DRAWING.</small> | | SURFACE TREATMENT AND OR PROTECTION: Zinc plated DIN 50961: Fe/Zn 8-12µm | |
| | | Material: DC01 C390, XPLAT30x3 | |
| | | Filename: AIA-30026000I-00.dwg | |
| | | Sheet: 4 / 6 | |
| | | Third angle projection:  | |
| | | Part number: AIA-30026000I-02 | |
| Drawn by: C.P. Dijkstra | | Creation date: 13/02/2018 | |
| Checked by: M. Wiersma | | Checked date: 14/02/2018 | |
| Scale: 1 : 1 | | Units: Inch [mm] | |
| Status: Released | | Description: Clamp part | |
| | | Revision: A | |
| | | Format: A3 | |
| MPC Clamps, Inc. - 3130 North Fry Road (Suite 500) - Katy, TX 77449 - United States - www.mpc-clamps.com | | | |



© 2017 MPC Clamps Inc, developed and designed by MPC Clamps Inc.

General Tolerances: according to: ISO 2768-vL

SURFACE TREATMENT AND OR PROTECTION:

NOTICE TO PERSONS RECEIVING THIS DRAWING AND/OR TECHNICAL INFORMATION:

MPC Clamps Inc claims proprietary rights to the material disclosed hereon. This drawing and/or technical information is issued in confidence for engineering information only and may not be reproduced or used to manufacture anything shown or referred to hereon without direct written permission from MPC Clamps Inc to the user. This drawing and/or technical information is the property of MPC Clamps Inc. and is loaned for mutual assistance to be returned when its purpose has been served.

THIS DRAWING AND/OR TECHNICAL INFORMATION IS THE PROPERTY OF MPC Clamps Inc.

DO NOT SCALE FROM DRAWING.

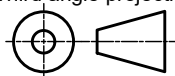
Material: EPDM Shore 65°±5°, XRUBBER

Mass: 0,007 kg

Filename: AIA-30026000I-00.dwg

Sheet: 5 / 6

Third angle projection:



Part number:

AIA-30026000I-03

Drawn by: C.P. Dijkstra

Creation date: 13/02/2018

Checked by: M. Wiersma

Checked date: 14/02/2018

Scale: 1 : 1

Units: Inch [mm]

Status: Released

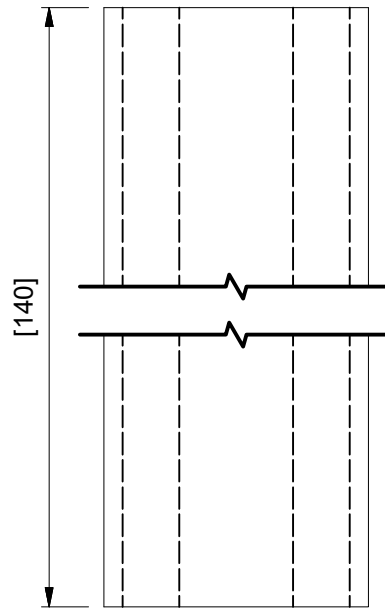
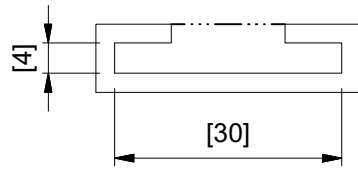
Description:
Rubber bracket

Revision:

A

Format:

A4



© 2017 MPC Clamps Inc, developed and designed by MPC Clamps Inc.

General Tolerances: according to: ISO 2768-vL

SURFACE TREATMENT AND OR PROTECTION:

NOTICE TO PERSONS RECEIVING THIS DRAWING AND/OR TECHNICAL INFORMATION:

MPC Clamps Inc claims proprietary rights to the material disclosed hereon. This drawing and/or technical information is issued in confidence for engineering information only and may not be reproduced or used to manufacture anything shown or referred to hereon without direct written permission from MPC Clamps Inc to the user. This drawing and/or technical information is the property of MPC Clamps Inc. and is loaned for mutual assistance to be returned when its purpose has been served.

THIS DRAWING AND/OR TECHNICAL INFORMATION IS THE PROPERTY OF MPC Clamps Inc.

DO NOT SCALE FROM DRAWING.

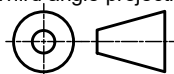
Material: EPDM Shore 65°±5°, XRUBBER

Mass: 0,020 kg

Filename: AIA-30026000I-00.dwg

Sheet: 6 / 6

Third angle projection:



Part number:

AIA-30026000I-04

Description:
Rubber clamp part

Revision:

A

Format:

A4

Drawn by: C.P. Dijkstra

Creation date: 13/02/2018

Checked by: M. Wiersma

Checked date: 14/02/2018

Scale: 1 : 1

Units: Inch [mm]

Status: Released