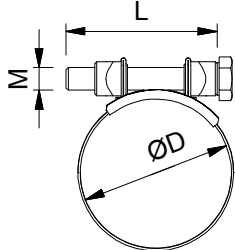



Iso view



Front view



Side view



TABLE

Item	Min. Ø	Max. Ø	Band	Band	Bridge	Nut	Screw	Screw	Screw	Advised
	D1	D2	width: B1	Thickness: S	width: B2	height: N	Length: L	size :M	type	torque:
MPCSB025	24	26	9	0,4	9,8	10	22	M4	Slotted cheese head	2,0 Nm
MPCSB028	27	29	9	0,4	9,8	10	22	M4	Slotted cheese head	2,0 Nm
MPCSB03515	34	36	15	0,6	16,2	14	30	M6	Sloted hex head	5,0 Nm

Revision history

Rev.	Date	Description	AUTHOR
-	7-11-2007	Drawing created	M. Q. Zhou
1	27-2-2014	Drawing renewed	Gyula



© 2013 MPC INDUSTRIES BV, developed and designed by MPC INDUSTRIES BV

General Tolerances: according to: DIN 2768-VL

SURFACE TREATMENT AND OR PROTECTION:

NOTICE TO PERSONS RECEIVING THIS DRAWING AND/OR TECHNICAL INFORMATION:

MPC Industries BV claims proprietary rights to the material disclosed hereon. This drawing and/or technical information is issued in confidence for engineering information only and may not be reproduced or used to manufacture anything shown or referred to hereon without direct written permission from MPC Industries BV to the user. This drawing and/or technical information is the property of MPC Industries BV and is loaned for mutual assistance to be returned when its purpose has been served. THIS DRAWING AND/OR TECHNICAL INFORMATION IS THE PROPERTY OF MPC INDUSTRIES BV

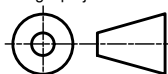
DO NOT SCALE FROM DRAWING.

Material: Zinc plated, Mild Steel

Dimensions:

Doc no.: MPCMSB.dwg

Third angle projection:



Part number:

MPCMSB

Description:

MPC Industries Special super clamp, W1

Revision:

1

Format:

A4

Drawn by: Gyula

Creation date: 27/02/2014

Checked by:

Checked date:

Scale 1:1

Units: mm

Status: Released